



PROSTAIR 50 is a technical square used to make the step nonskid and non-slip, protects the ceramic stairs steps preventing from accidents. It is made up of a rigid aluminium base equipped with a particular toothing on the vertical stem which strengthens the anchorage of the adhesive/tile to the square. The aluminium base varies according to the thickness of the tile used in the step, and to a lined insert in vinyl rubber available in several colours. The insert is already applied to the aluminium base. It is compulsory in public places in compliance with EEC norms and prevents from accidents.

PROSTAIR 50

NATURAL ALUMINIUM
+ VINYL RESIN / RUBBER INSERT

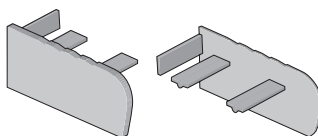


NATURAL ALUMINIUM + VINYL RESIN / RUBBER INSERT

bar length 2,7 lm - pack 20 Pcs - 54 lm

Article	H mm
PTR50 08...	8
PTR50 10...	10
PTR50 125...	12,5
PTR50 15...	15

Available in the colours: G - N - B - A.
The code of the selected colour must be added to the article code.
E.g.: PTR50 08... (chosen colour grey) PTR50 08G.

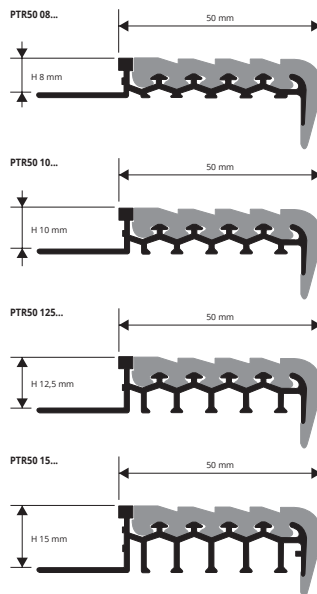


END CAP IN PVC - pack 2 Pcs (1 R and 1 L)

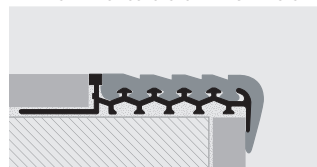
Article	H mm
TPTR50.../1	8-10-12,5-15

Available in the colours: G - N - B - A.
The code of the selected colour must be added to the article code.
E.g.: TPTR50 ... (chosen colour grey) TPTR50 G.

Articles not for sale singly




EXAMPLES AND INSTRUCTIONS FOR LAYING METHODS



1. Choose a PROSTAIR 50 height and color corresponding to the thickness of the tile. 2. Fix the riser laying it at the appropriate and definitive height. 3. Fill the empty spaces under the square completely with adhesive. 4. Rest the adhesive on the tread, lay the square with the base cut in the adhesive and line it up so that the square covers the tile edge of the riser. 5. Lay the tiles of the tread lining them up with upper part of the square so that it meets with the edge.

COLOURS



INTERCHANGEABLE INSERT for Prostair 50

VINYL RESIN / RUBBER

INTERCHANGEABLE VINYL RESIN / RUBBER INSERT

bar length 2,7 lm - pack 20 Pcs - 54 lm

Article	H mm
PTG50...	8-10-12,5-15

Universal insert suitable for four profile heights.
Available in the colours: G - N - B - A.
The code of the selected colour must be added to the article code.
E.g.: PTG50... (chosen colour grey) PTG50 G.

